


1 All-Axis Servo Driven Type Take-Out Robot

SC-350S/D

Separate catalog available

SC-350S/D

No need for adjustment of the molding machine
Providing energy savings and improved productivity with excellent cost efficiency



Clamping force 350 - 450tf

Economy

Vibration control

Optimized design + Power-saving

All-axis servo-driven



For CE supported languages. Please contact our sales department.

Economically Reduces Operating Costs and Increases Productivity

This series comes with the ECO Vacuum function to reduce air consumption, ECO mode* that allows the robot to run using less power, and an ECO Monitor that displays the robot's air and power consumption in real-time to help save energy on the work floor and to economically reduce operating costs.

Equipped with E-touch Lite-SC as standard



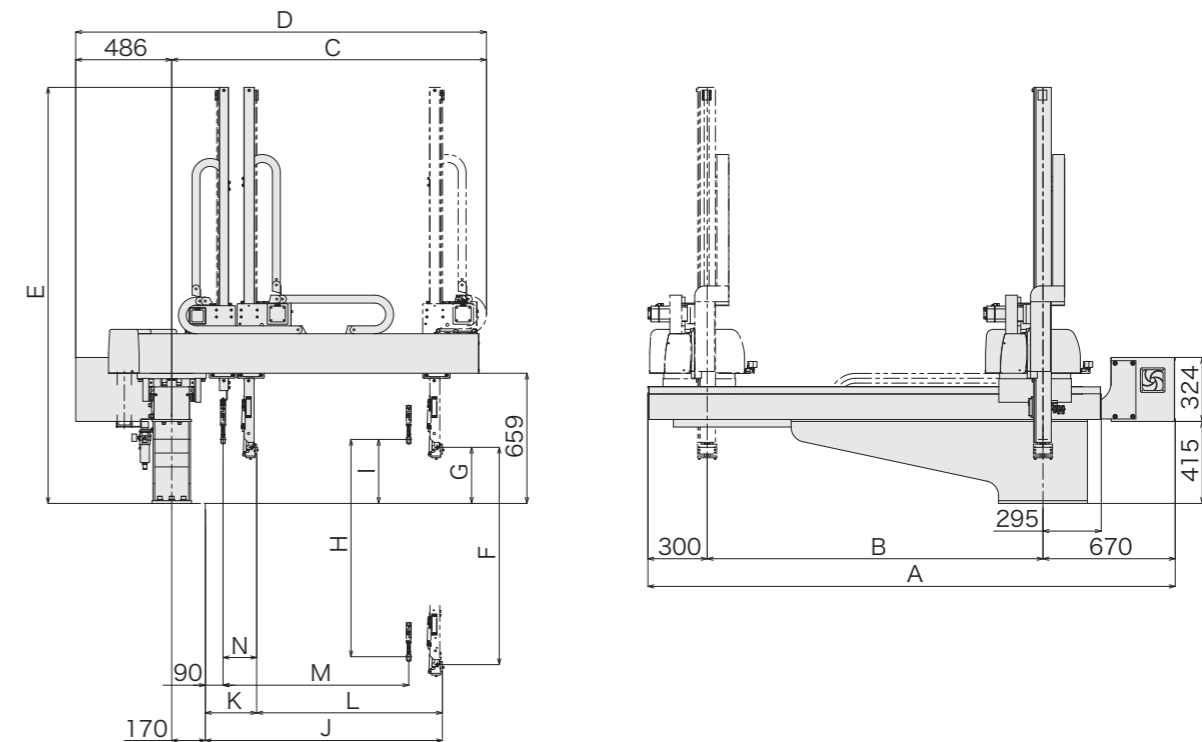
- ECO Vacuum®
 - ECO mode*
 - ECO Monitor®
 - Lead Through Teaching
- * This mode automatically adjusts the traverse travel speed to meet the molding cycle requirements while minimizing power consumption.

Standard Specifications

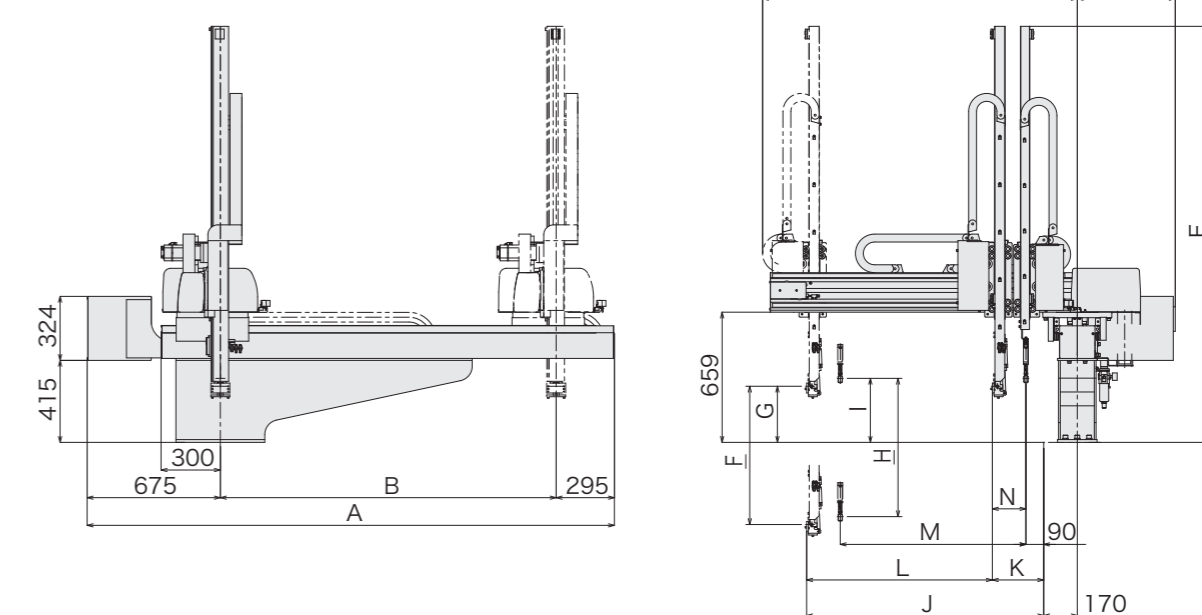
Model	Power consumption	Traverse stroke (mm)	Kick stroke (mm)		Vertical stroke (mm)		Air consumption (NL/cycle)	Payload (kg)	Target IMM clamp capacity (tf)
			Main arm	Sub arm	Main arm	Sub arm			
SC-350S	S type 1.9kVA 200 VAC 9.3A	1700 (1900) (2200)	1100	—	1100 (1300) (1500)	—	4.0 (ECO Vacuum Specification)	12	350-450
SC-350D	D type 2.5kVA 200 VAC 12.3A		940	940	1100 (1300) (1500)	1100 (1300) (1500)			

S type : Robot is equipped with product take-out arm only. D type : Robot is equipped with product take-out arm and runner take-out arm.
() : Modified stroke
Payload includes the end-of-arm tool.

Rear (Non-operator) Side Discharge Direction (mm)



Operator Side Discharge Direction (mm)



(mm)

Model	A	B	C	D		E	F	G
				Operator Side Discharge Direction	Rear (Non-operator) Side Discharge Direction			
SC-350S	2670 (2870)	1700 (1900)	1595	2091	2081	2106 (2306) (2506)	1100 (1300) (1500)	284
SC-350D	(3170)	(2200)						

Model	H	I	J	K	L	M	N
SC-350S	—	—	1200	100	1100	—	—
SC-350D	1100 (1300) (1500)	324		260	940	940	170

() : Modified stroke

SC-350S/D

All-Axis Servo Driven Type Take-Out Robot